



## CPD Module Activity Sheet Governance

This activity sheet builds on the concepts and principles introduced through the module webinar and will guide you through the online research and tools to help you apply these in your own organisation.

Each activity is shown with an example number of minutes to help identify how much time it may typically take to complete. Take a look through the sheet and then decide if you would like to complete all of the activities or only those you feel are most applicable.

Please remember to share both your experience of engaging with these activities and any outcomes they generate on the [www.lfutures.co.uk](http://www.lfutures.co.uk) website by registering on the site and blogging on the My Profile page.

### Activity A: Setting the scene

60

From the research produce a one page diagram or slide to communicate the key points from the FELTAG report and the government response for the next Governors meeting (60 minutes).

You may also find the example slides shared by Blackburn College through their project blog useful to help create your overview:

[https://prezi.com/ui\\_1yah2dekq/curriculum-landscape-learning-innovation/](https://prezi.com/ui_1yah2dekq/curriculum-landscape-learning-innovation/)

**FELTAG Recommendations**  
From [feltag.org.uk](http://feltag.org.uk) - February 16, 4:30 PM



Further Education Learning Technology Action Group

The work of FELTAG addresses how digital technology can personalise learning, enabling people to take greater control of how they learn, when they learn, and how and when they are taught and assessed.

### Government response to FELTAG | Dept BIS

From [www.gov.uk](http://www.gov.uk) - February 16, 4:19 PM



The aim of FELTAG was to identify the structural and cultural inhibitors to innovation in the use of technology to enhance learning and to improve learning outcomes. The interrelated recommendations were designed to remove these inhibitors and 'nudge' the Further Education system towards a digital future now expected by learners and employers.

## Activity B: Horizon scan

Under the headings of Teaching & Learning Technologies, IAG, and Digital Infrastructure, use the horizon scan report to work with your team and identify:

60

- The priority technologies to meet the needs of your learners and your organisation
- Which learning technologies you currently have in place
- Which learning technologies you are planning to have in place
- Where there are gaps

Then use Activity D to help develop any identified gaps or build on strengths.


### A horizon scan for the UK Government Foresight Horizon Scanning Centre

From feltag.org.uk - February 16, 4:27 PM



The specification for this horizon scan sought technologies likely to be of value to improve: (i) personal support for learning, (ii) access to learning, (iii) flexibility of provision, (iv) efficiency and effectiveness of learning, (v) ways of assessing learning, and (vi) data security and identity.

You may also find the following two resources directly linked to the Learning Futures programme helpful in building a picture of strengths and development needs in your workforce:



The tool is now in phase 2 of the pilot study. 40 organisations, supported by our facilitators and online course are testing the learning technologies self assessment tool.


We have also created a Digital Literacy Self Assessment Tool for individuals. The resulting reports provide useful evidence to back up the judgements made when grading subject areas or institutions as well as informing future CPD activity.

Click on the graphic to access the tool.

**The tool**

Enter 'username' as the user id during this pilot.

Edtech learning technologies self assessment tool: <http://www.edtech-assess.com/get-started/>



**NETSPASS Digital Literacy Skills Assessment (DLSS) February 2014**

Do you have experience of using the following software programmes / Apps / Resources? (Select 'N' in the box, to indicate what you think your level of experience is currently)

Software / Resource	Yes	No	Intermediate	Advanced
Word processing	<input type="checkbox"/>	<input type="checkbox"/>	<input type="checkbox"/>	<input type="checkbox"/>
Spreadsheets	<input type="checkbox"/>	<input type="checkbox"/>	<input type="checkbox"/>	<input type="checkbox"/>
Internet browsing	<input type="checkbox"/>	<input type="checkbox"/>	<input type="checkbox"/>	<input type="checkbox"/>
Internet publishing	<input type="checkbox"/>	<input type="checkbox"/>	<input type="checkbox"/>	<input type="checkbox"/>
PowerPoint	<input type="checkbox"/>	<input type="checkbox"/>	<input type="checkbox"/>	<input type="checkbox"/>
Email	<input type="checkbox"/>	<input type="checkbox"/>	<input type="checkbox"/>	<input type="checkbox"/>
Video editing software	<input type="checkbox"/>	<input type="checkbox"/>	<input type="checkbox"/>	<input type="checkbox"/>
Photo editing software	<input type="checkbox"/>	<input type="checkbox"/>	<input type="checkbox"/>	<input type="checkbox"/>
Mobile* (text, photos or videos)	<input type="checkbox"/>	<input type="checkbox"/>	<input type="checkbox"/>	<input type="checkbox"/>
Cloud** (collaborating with)	<input type="checkbox"/>	<input type="checkbox"/>	<input type="checkbox"/>	<input type="checkbox"/>

\*Mobile working means using a smartphone, tablet or other mobile device to work on the job.  
\*\*Cloud working means using internet cloud storage services such as Google Drive, Dropbox, Microsoft Sky, OneDrive, etc.

Digital Literacy Skills Survey shared by Gateshead Council as part of their Learning Futures NETSPASS project blog: <http://lfutures.co.uk/project-blogs/digital-literacy-skills-survey-dlss-staff>

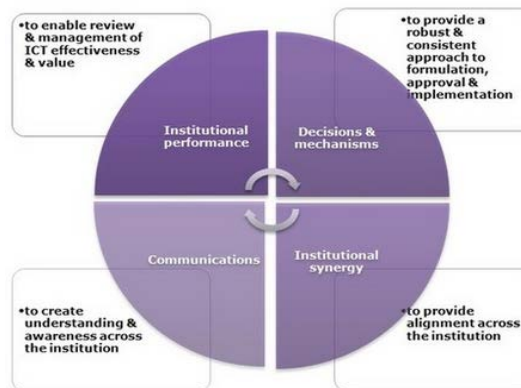
### Activity C: Horizon scan

Work with your team to review the University of Nottingham research into how ICT governance is practiced in HE. Compare the key findings with your own ICT governance practices to identify key strengths and challenges. Use Activity D to help develop any identified gaps or build on strengths.

30

#### 2.6.4 How is ICT Governance used in HE? - Strategic ICT Toolkit | The University of Nottingham

From www.nottingham.ac.uk - February 16, 5:14 PM



The Strategic ICT (SICT) Toolkit has been developed by The University of Nottingham to provide a self-analysis toolkit to help HEIs to analyse, assess and develop their strategic use of information technologies.

### Activity D: Development toolkit

60

Use the 'Nesta Development Impact and You' toolkit to do one of the following:

- Develop a priority action identified in your gap analysis from Activity B or C
- Generate ideas around how your organisation and the learners you serve may get the most from using learning technologies
- Present your overall findings at the next Governors meeting

#### Seven stages of innovation toolkit | Nesta

From www.nesta.org.uk - February 16, 4:22 PM



Toolkit contains 30 innovation tools that are quick to use, simple to apply, and designed to help busy people around the world create more impact with their work.

Remember to share both your experience of engaging with these activities and any outcomes they generate on the [www.lfutures.co.uk](http://www.lfutures.co.uk) website by registering on the site and blogging on the My Profile page.