





Materials for assessing adult numeracy



Suggested tutor scripts

Look at the object in each box. Make a pair by finding the object in the room. Place the object in the box next to the picture.



Suggested tutor scripts

You are planning a meal for 5 people. Count out five knives and five forks for the table.



Size:




Suggested tutor prompt

The elephant is

The mouse is

Length:




Suggested tutor prompt

The snake is


The pencil is

Capacity:



This jar is

Capacity:




This jar is

Capacity:



This box is




Suggested tutor prompt

Look at the jars. One has more sweets than the other. One has fewer sweets than the other. Show me the one with more sweets than the other. Now show me the one with less sweets in it.



Suggested tutor prompt

Look at these people. One has more dogs around him and one has fewer dogs around him. Show me the person with less dogs around him. Now show me the person with more dogs around him.



Suggested tutor prompt

Look at the pictures of the city and the countryside. One has more buildings and one has less. Show me the picture with more buildings.



Suggested tutor prompt

Look at the groups of coins. One group has fewer coins than the other. Show me the group with less coins.

**Suggested tutor prompt**

Look at the objects and show me:

- a circle
- a square
- something round
- something big
- something small

Suggested tutor scripts

Look at these pictures:



The jar is on the table.




The spider is in the jar.



The spider is out of the jar.

Now use this picture as a prompt to demonstrate the learner's understanding of 'in', on and 'out'.


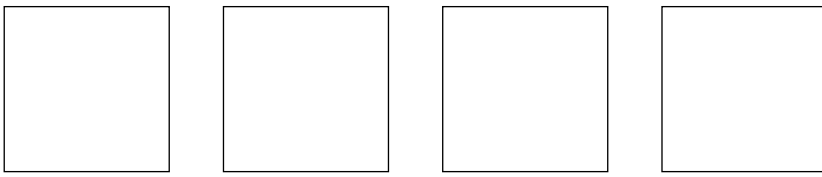


Suggested tutor prompt

Look at these. Which one do you think is the odd one out?



1 1 1 1 _



3 3 3 3 _

